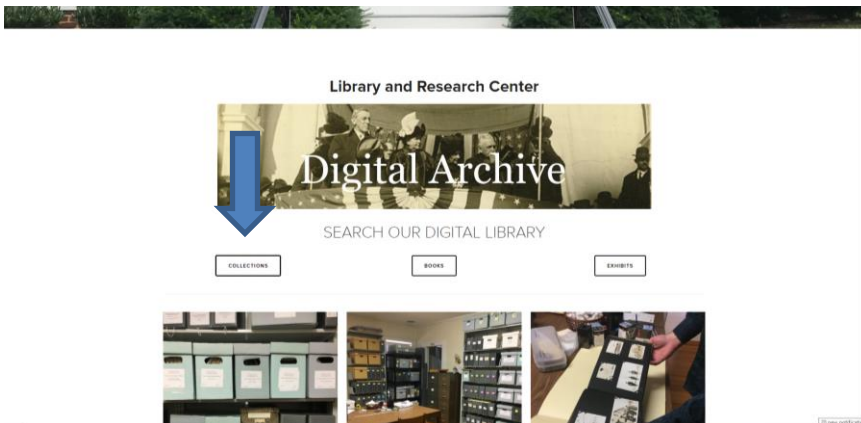


# Quick Guide to Digital Researching for the WWPL Online Collection

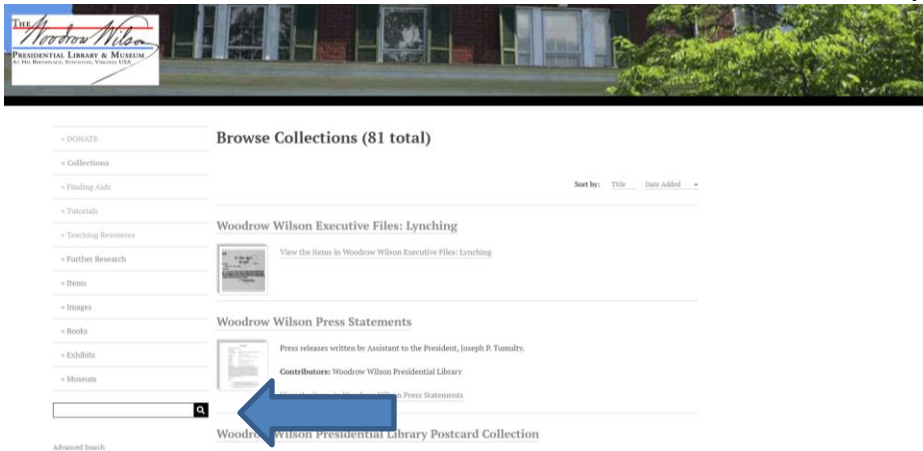
1. Head to WoodrowWilson.org
2. Click on the “Research” tab
3. Click on the “Collections” button



Once in the “Collections” window, you can click on a variety of items to help you find your resource

## To Search:

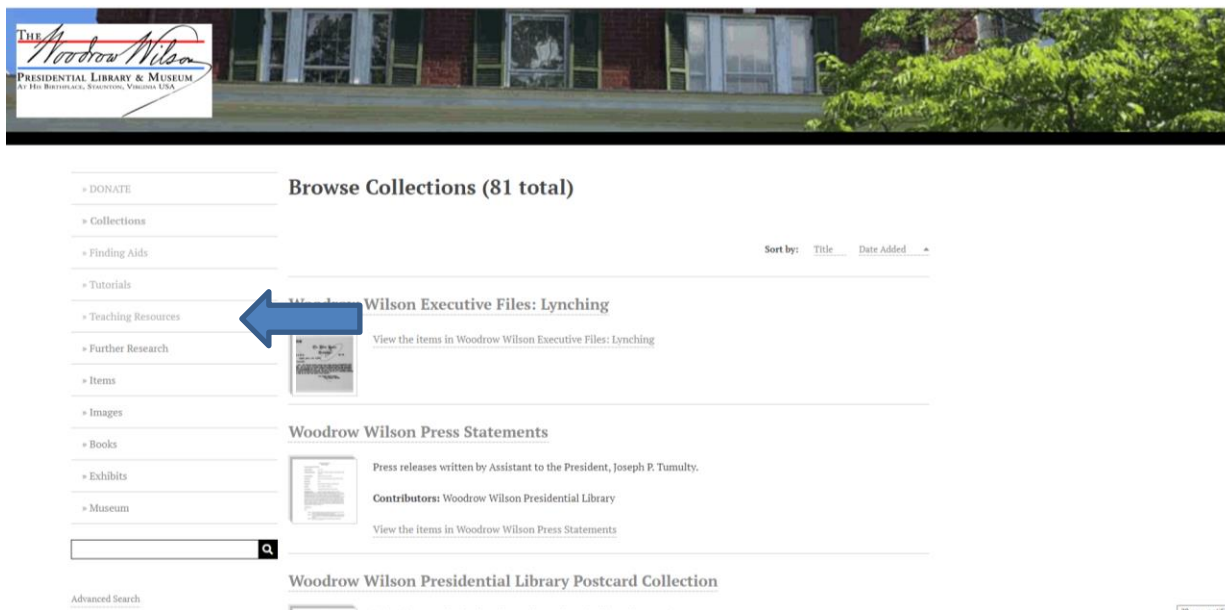
Click on the “search” bar on the left side of the screen and type in your key word.



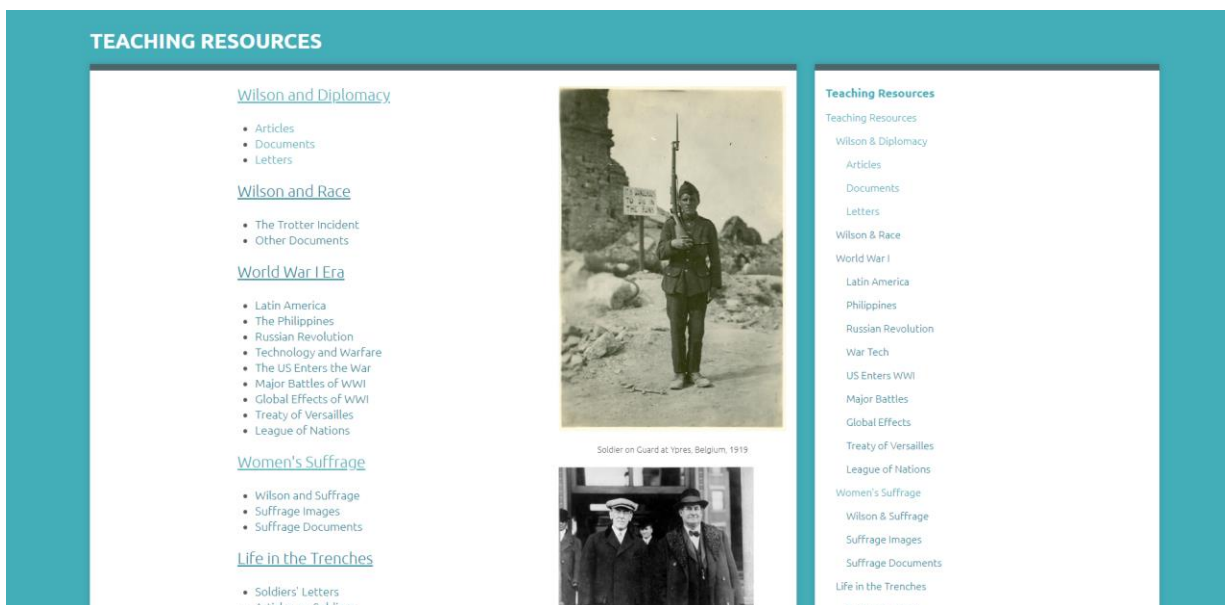
Search terms should be 1-2 words and concise. For Example:

- League of Nations
- Peace Treaty
- Fourteen Points
- A date, written with the year first, then month, the date
  - 19190608 = June 8, 1919

**To look at “Teacher Resources,” our curated collection of themes for your research:**  
Click on the “Teacher Resources”



Our “Teacher Resources” page contains themes you can click on and they will guide you through specific artifacts



Teachers, please feel free to reach out to Director of Education and Engagement, Emily Kilgore, for specific topic requests on using primary sources from our collection in your classroom: [ekilgore@woodrowwilson.org](mailto:ekilgore@woodrowwilson.org)

For general research questions, please contact [librarian@woodrowwilson.org](mailto:librarian@woodrowwilson.org)